

**COLORS**



White



Clay

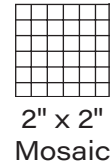
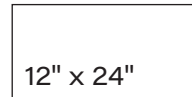
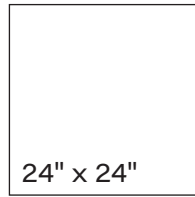


Steel



Black

**AVAILABLE SIZES**



**FINISH**

MATTE PRESSED

**THICKNESS**

8 mm

**INSTALLATION & MAINTENANCE**


Recommended Grout Size - 3/16"

For regular cleaning, use a neutral liquid detergent with a soft sponge or microfiber cloth. Persistent stains can be removed with a slightly abrasive sponge; if necessary, use a specially formulated stain remover.



Carbon  
Neutral

**TECHNICAL DATA**



D.C.O.F.
<b>≥ 0.42</b>
ANSI A 137.1

WATER ABSORPTION
<b>≤ 0.4%</b>
ASTM C373

CHEMICAL RESISTANCE
<b>NOT AFFECTED</b>
ASTM C650

FROST RESISTANCE
<b>RESISTANT</b>
ASTM C1026

BREAKING STRENGTH
<b>≥ 300 lbf</b>
ASTM C648

STAIN RESISTANCE
<b>NOT AFFECTED</b>
ASTM C1378



# TERRESTRIAL

